

HONDA CBR1000RR FIREBLADE/SP '20-

M O U N T I N G I N S T R U C T I O N S

REF 20705

COLÍN / REAR SEAT COWLS



1 Person



20 min



EASY



ALLEN
Nº 2,5



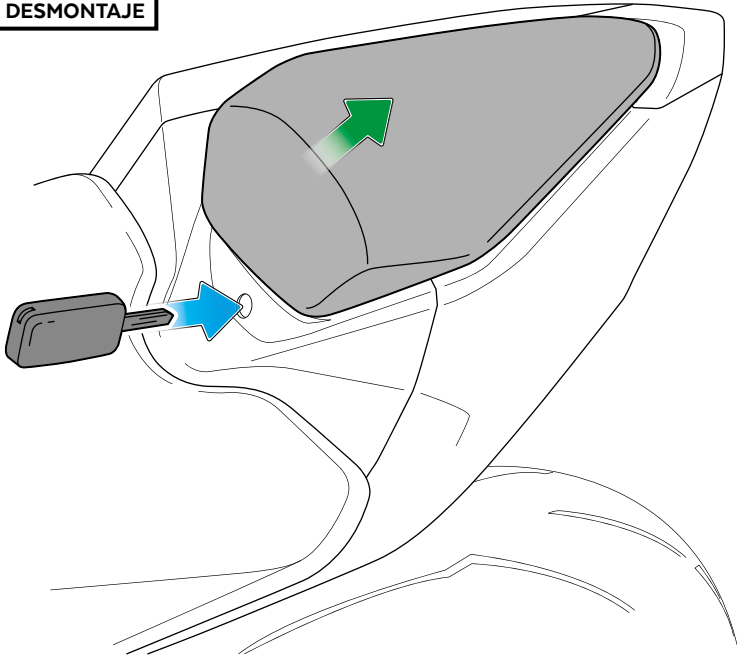
ID	PIEZA/PART	DESCRIPCIÓN	DESCRIPTION	QTY	REF
1		Pieza lateral derecho (ABS)	Right side piece (ABS)	1	20705C/JM3
2		Pieza lateral izquierdo (ABS)	Left side piece (ABS)	1	20705C/JM3
3		Pieza central (ABS)	Central piece (ABS)	1	20705C/JM3
4		Soporte de aluminio	Support	1	SOP2P8----20705
5		Silentblock M4	M4 silentblock	4	SILENBTM4---062
6		Arandela de nylon M4	M4 nylon washer	6	ARNV00000000311
7		Tornillo Allen M4x20 Ø9 ISO 7380	M4x20 Ø9 ISO 7380 Allen screw	4	TORNI-I7380-890
8		Tornillo Allen M4x10 ISO 7380	M4x10 ISO 7380 Allen screw	2	TORNI-I7380-645
9		Tornillo Allen M4x10 DIN7991	M4x10 DIN7991 Allen screw	2	TORNI-D7991-891
10		Arandela de goma Ø4,5 x Ø14 x 4mm	Ø4,5 x Ø14 x 4mm rubber washer	4	ARAND-GD13D5X4-
11		Arandela de goma Ø3,5x Ø11x 2 mm	Ø3,5x Ø11x 2 mm rubber washer	4	ARAND-----816
12		Espuma adhesiva protectora 10x15x2mm	10x15x2mm adhesive protector foam	2	ESPUMA-----264
13		Espuma	Foam	1	ESPUMA----20705
14		Kit velcro dual lock (Tamaño grande)	Kit dual lock velcro (Big size)	2	VELCRO---S20431
15		Kit adhesivos	Stickers set	1	ADHESI----20705

HONDA CBR1000RR FIREBLADE/SP '20-

INSTRUCCIONES DE MONTAJE - MOUNTING INSTRUCTIONS - MONTAGEANLEITUNG

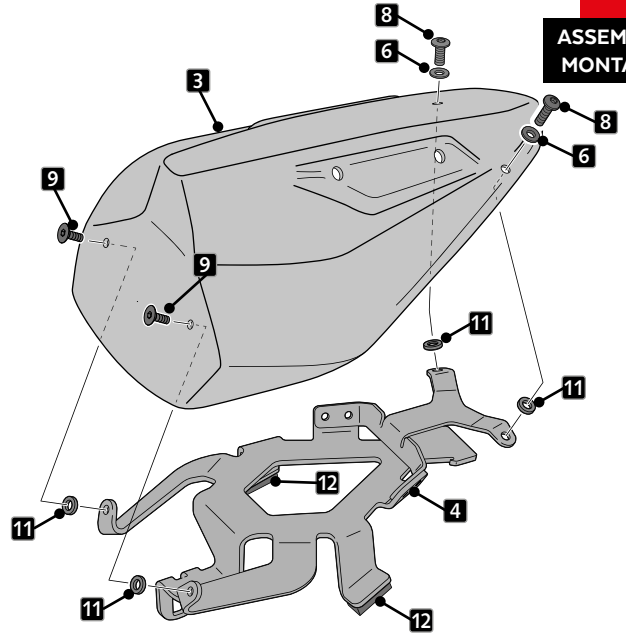
1

DISASSEMBLY
DESMONTAJE



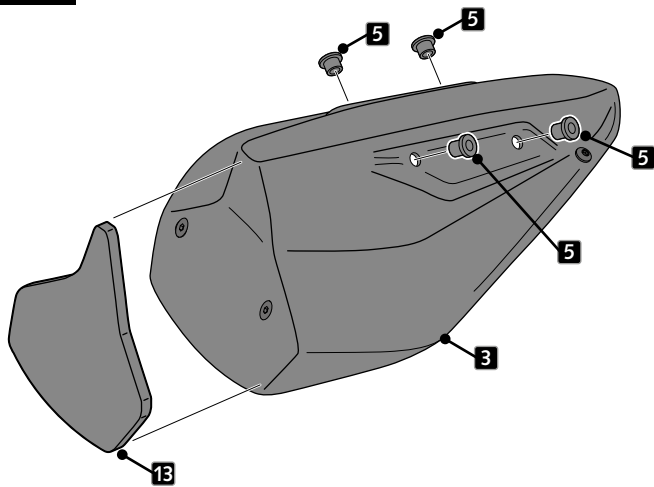
2

ASSEMBLY
MONTAJE



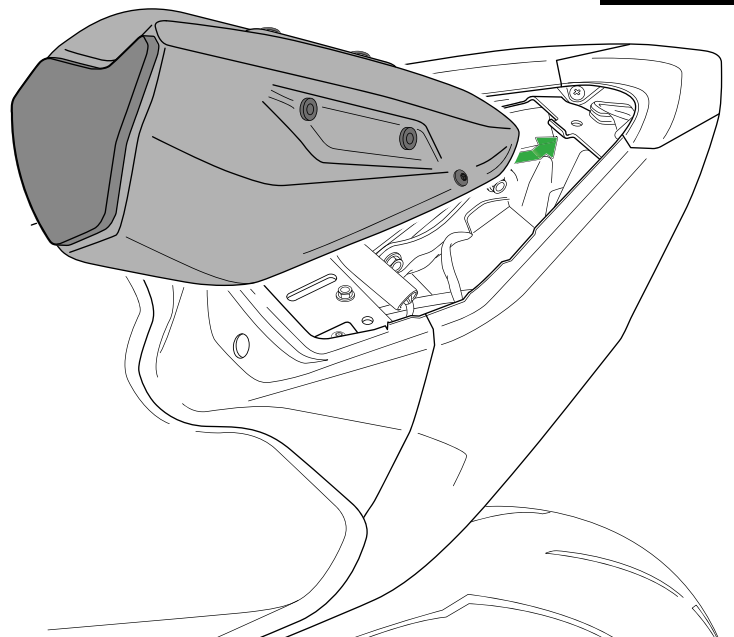
3

ASSEMBLY
MONTAJE



4

ASSEMBLY
MONTAJE

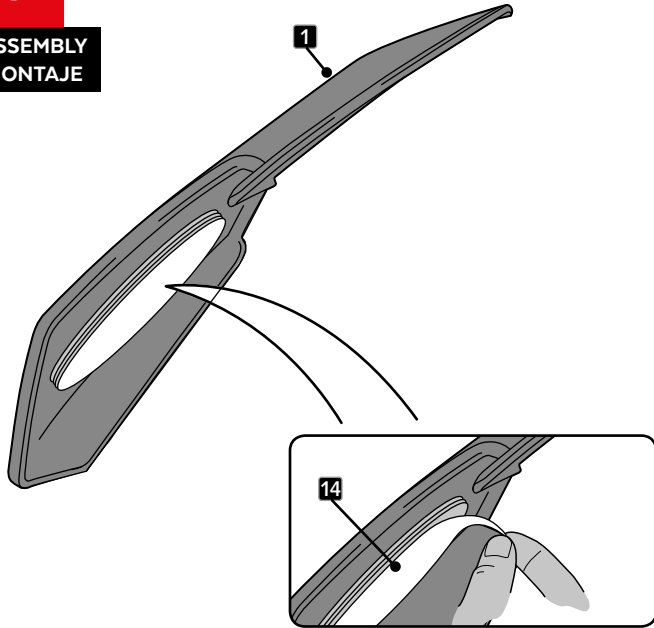


HONDA CBR1000RR FIREBLADE/SP '20-

INSTRUCCIONES DE MONTAJE - MOUNTING INSTRUCTIONS - MONTAGEANLEITUNG

5

ASSEMBLY
MONTAJE

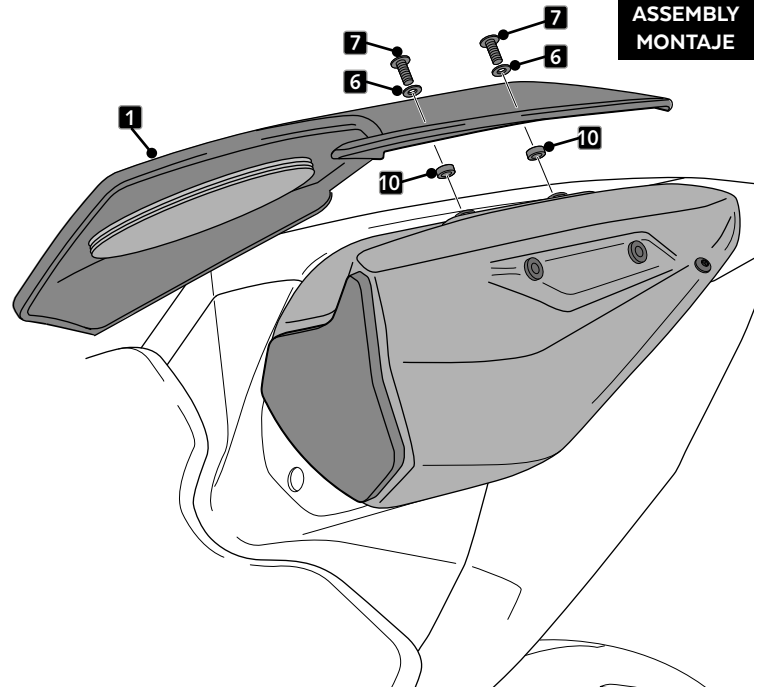


EXTRAER PAPEL DEL ADHESIVO DEL VELCRO
EXTRACT PAPER FROM THE VELCRO

REALIZAR LOS MISMOS PASOS PARA LA PIEZA LATERAL IZQUIERDA ID2
DO THE SAME STEPS FOR THE RIGHT SIDE PIECE ID2

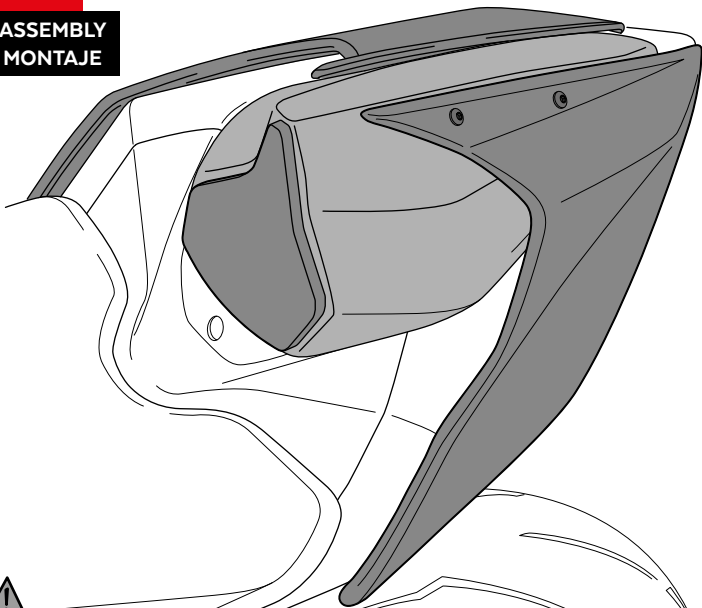
6

ASSEMBLY
MONTAJE



7

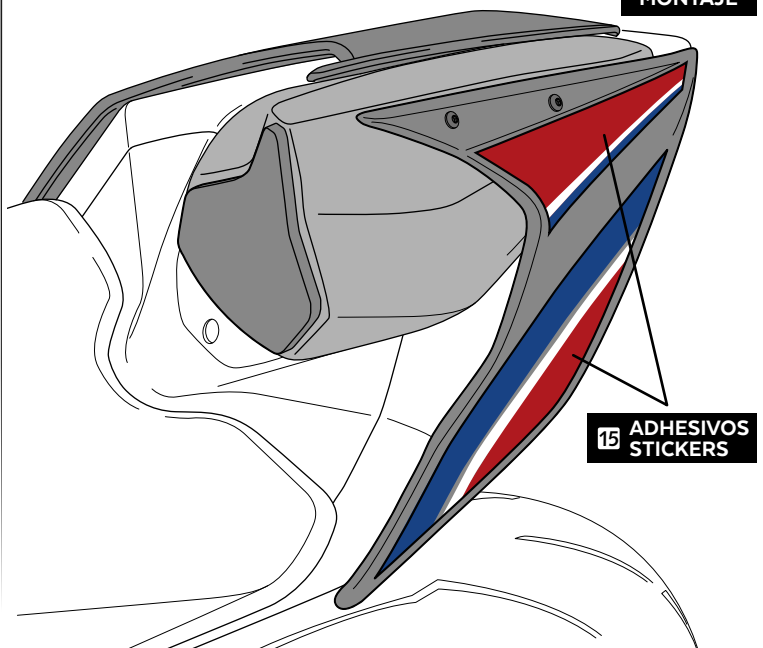
ASSEMBLY
MONTAJE



⚠
APPLY PRESSURE ON ADHESIVE AREA FOR 1 MINUTE. IDEAL TAPE APPLICATION IS ACCOMPLISHED WHEN TEMPERATURE IS BETWEEN 21°C AND 38° AND THE BOND IS ALLOWED TO DWELL 24 HOURS.

8

ASSEMBLY
MONTAJE



ADHESIVOS
STICKERS