

KAWASAKI ZX-10R '11-'20 / KAWASAKI ZX-10RR '17-'20

M O U N T I N G I N S T R U C T I O N S

REF 21514N

TAPAS LATERAL IZQUIERDO / LEFT SIDE COVERS

**ATENCIÓN:** Tapas con avisador de desgaste homologadas por la Federación Internacional de Motociclismo (FIM). Aptas para uso en competición.

**ATTENTION:** Covers with a wear warning device approved by the International Motorcycling Federation (FIM). Suitable for use in competition.

**ATTENTION:** Protections Carters avec temoins d'usure Homologues par la FIM (Federation Internationale de Motocyclisme). Convient pour un usage en competition.

**ACHTUNG:** Abdeckungen mit einer von der International Motorcycling Federation (FIM) zugelassenen Verschleißwarnvorrichtung. Geeignet für den Einsatz im Wettkampf.



1 Person

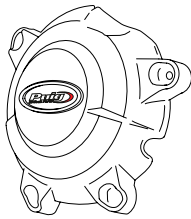



30 min



EASY



ID.	PIEZA / PART	DESCRIPCIÓN	DESCRIPTION	QTY.	REF.:
1		Tapa izquierda	Left cover	1	CONJUNTO--20133
2		Tornillo M6x35 DIN6921	M6x35 DIN6921 screw	4	-

RECOMENDAMOS MONTAR LOS TORNILLOS APRETANDO UNIFORMEMENTE UNO TRAS OTRO, PARA APRETAR FINALMENTE CON DINAMOMÉTRICA  
WE RECOMMEND TO MOUNT THE SCREWS UNIFORMLY TIGHTENING ONE AFTER THE OTHER, TO FINALLY TIGHTEN WITH DYNAMOMETRIC

**CONSULTAR EN NUESTRA PAGINA WEB LA DISPONIBILIDAD DEL VIDEO DE MONTAJE DE ESTA REFERENCIA.  
CONSULT OUR WEBSITE THE VIDEO MOUNT AVAILABILITY OF THIS REFERENCE.**



**KAWASAKI ZX-10R '11-'20 / KAWASAKI ZX-10RR '17-'20**

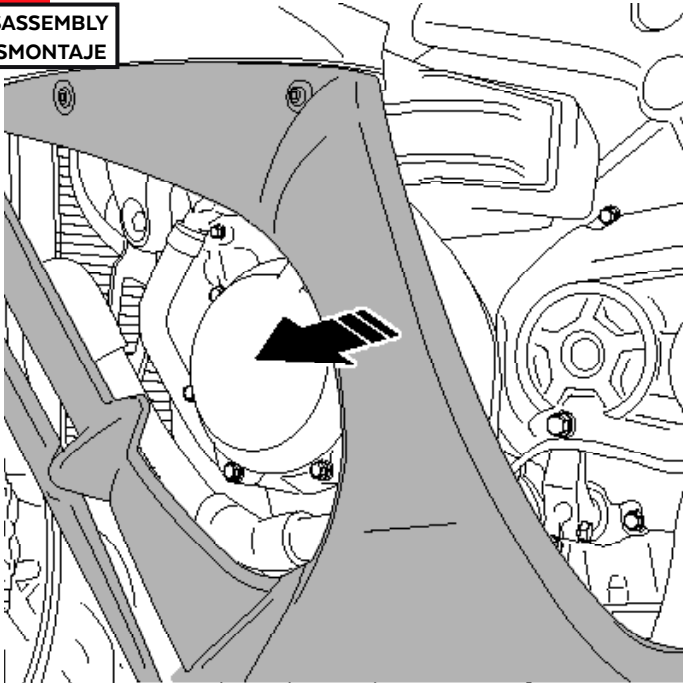
REF 21514N

INSTRUCCIONES DE MONTAJE - MOUNTING INSTRUCTIONS - MONTAGEANLEITUNG

**1**

DESMONTAR EL CARENADO /  
REMOVE THE COVER

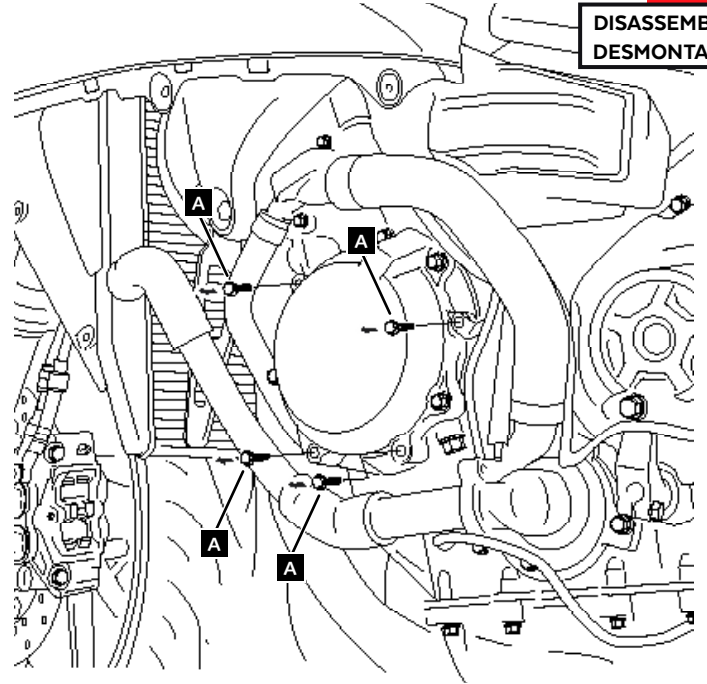
DISASSEMBLY  
DESMONTAJE



**2**

**A** Tornillería original  
Original screws

DISASSEMBLY  
DESMONTAJE



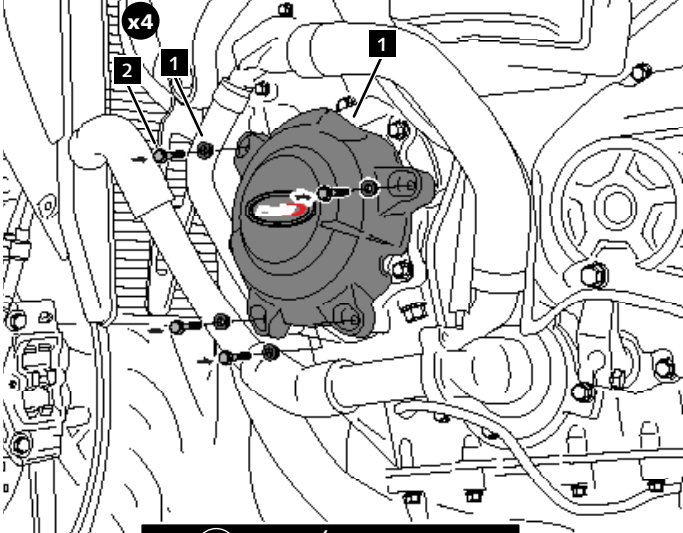
**3**

ASSEMBLY  
MONTAJE

TUBE



8mm

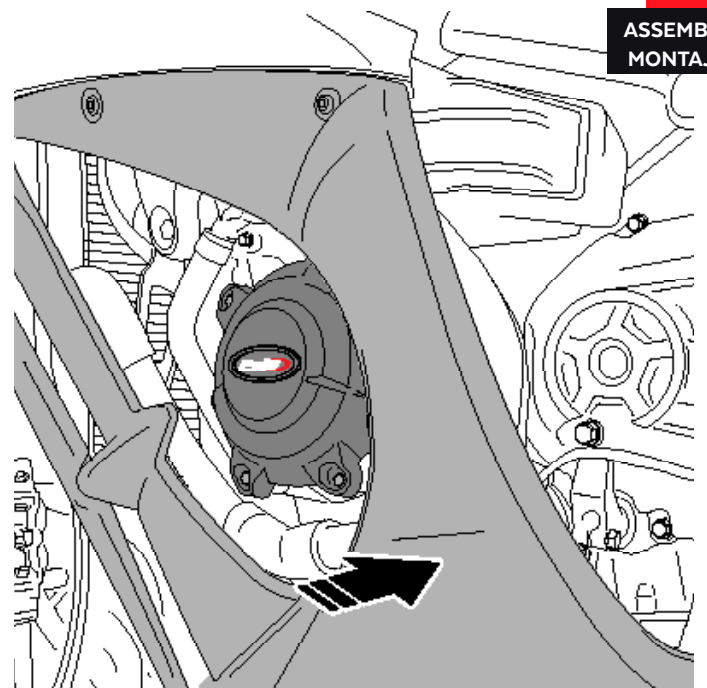


**2**  9,80 N/m - Par de apriete  
7,23 lbf/ft - Tightening torque

**4**

ASSEMBLY  
MONTAJE

MONTAR EL CARENADO /  
ASSEMBLE THE COVER



KAWASAKI ZX-10R '11-'20 / KAWASAKI ZX-10RR '17-'20

M O U N T I N G I N S T R U C T I O N S

REF 21514N

TAPAS LATERAL DERECHO / RIGHT SIDE COVERS



1 Person



30 min



EASY



ID.	PIEZA / PART	DESCRIPCIÓN	DESCRIPTION	QTY.	REF.:
1		Tapa derecha 1	Right cover 1	1	CONJUNTO--20133
2		Tapa derecha 2	Right cover 2	1	CONJUNTO--20133
3		Tornillo M6x30 DIN6921	M6x30 DIN6921 screw	4	-
4		Tornillo M6x35 DIN6921	M6x35 DIN6921 screw	3	-

RECOMENDAMOS MONTAR LOS TORNILLOS APRETANDO UNIFORMEMENTE UNO TRAS OTRO, PARA APRETAR FINALMENTE CON DINAMOMÉTRICA  
WE RECOMMEND TO MOUNT THE SCREWS UNIFORMLY TIGHTENING ONE AFTER THE OTHER, TO FINALLY TIGHTEN WITH DYNAMOMETRIC

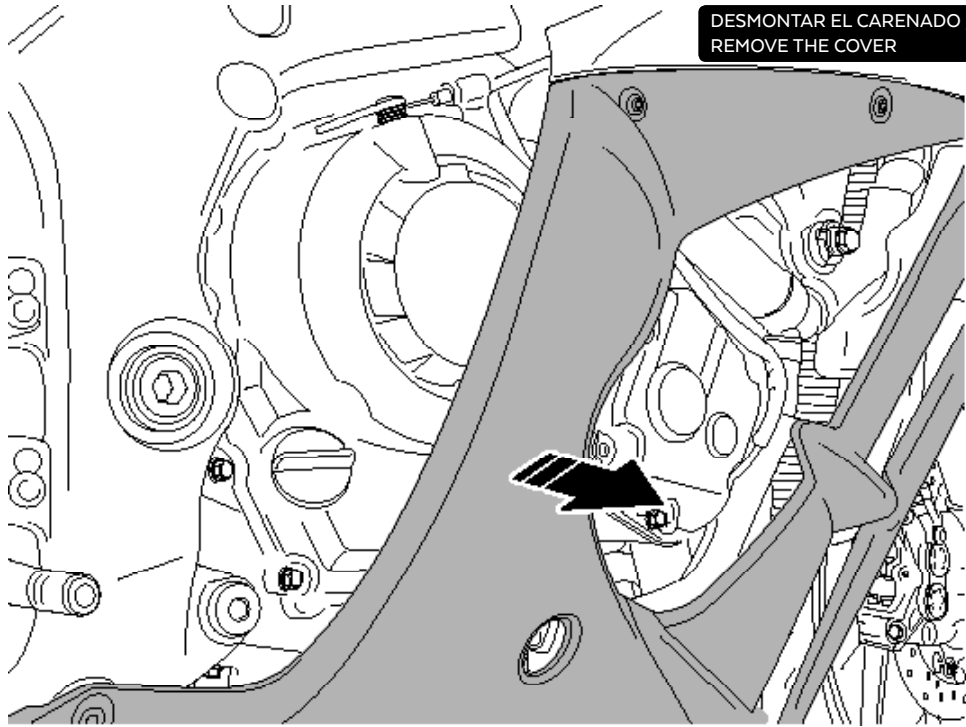
KAWASAKI ZX-10R '11-'20 / KAWASAKI ZX-10RR '17-'20

REF 21514N

INSTRUCCIONES DE MONTAJE - MOUNTING INSTRUCTIONS - MONTAGEANLEITUNG

1

DISASSEMBLY  
DESMONTAJE

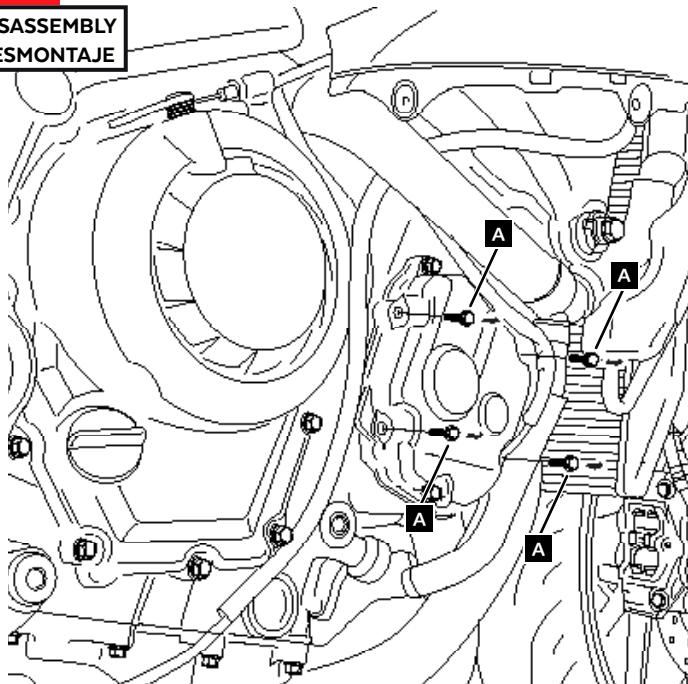


DESMONTAR EL CARENADO /  
REMOVE THE COVER

2

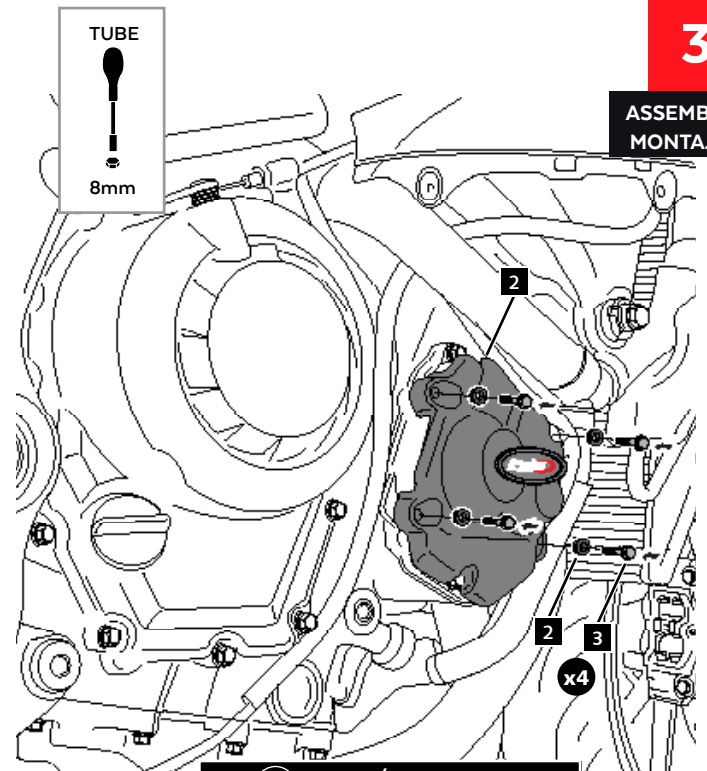
DISASSEMBLY  
DESMONTAJE

A Tornillería original  
Original screws



3

ASSEMBLY  
MONTAJE



3 9,80 N/m - Par de apriete  
7,23 lbf/ft - Tightening torque

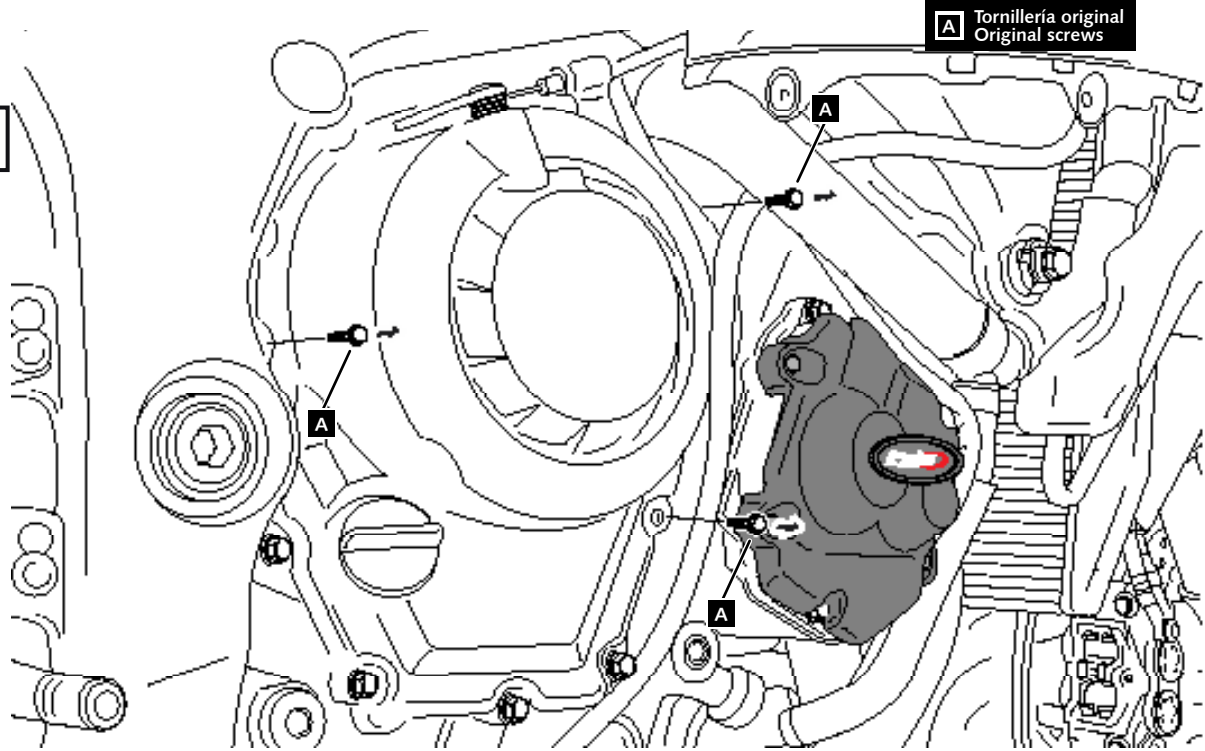
**KAWASAKI ZX-10R '11-'20 / KAWASAKI ZX-10RR '17-'20**

REF 21514N

INSTRUCCIONES DE MONTAJE - MOUNTING INSTRUCTIONS - MONTAGEANLEITUNG

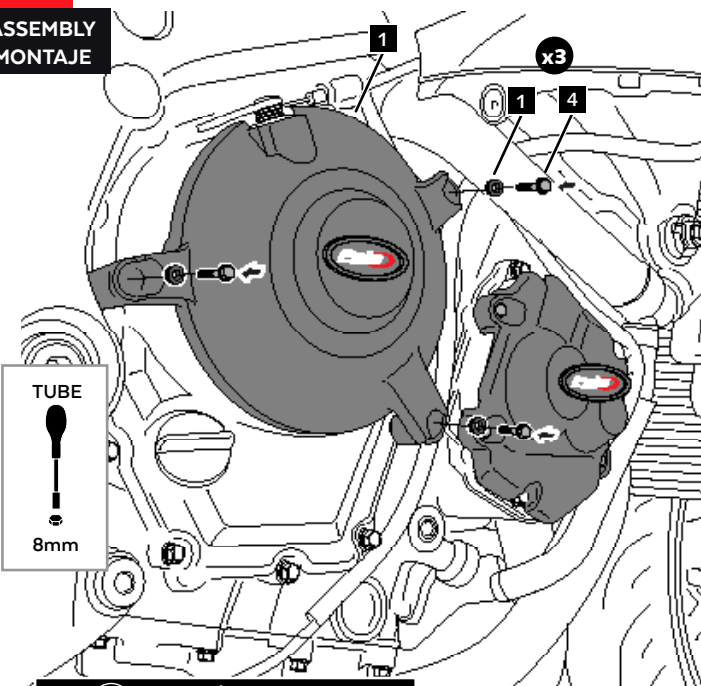
**4**

DISASSEMBLY  
DESMONTAJE



**5**

ASSEMBLY  
MONTAJE



**4** 9,80 N/m - Par de apriete  
7,23 lbf/ft - Tightening torque

MONTAR EL CARENADO /  
ASSEMBLE THE COVER

**6**

ASSEMBLY  
MONTAJE

