

HONDA NC 700-750 S '12- / NC 700-750 X '12-

NO compatible with DCT (Automatic Shifting gear)

M O U N T I N G I N S T R U C T I O N S

REF 8549

HANDPROTECTORS



ID	PIEZA/PART	DESCRIPCIÓN	DESCRIPTION	QTY	REF
1		Paramanos derecho	Right handguard	1	8549J/CM3
2		Pieza derecha anclaje manillar Ø6.5 (se suministra montada)	Ø6.5 right handlebar anchoring part (supplied mounted with handguard)	1	8549J/CM3
3		Paramanos izquierdo	Left handguard	1	8549J/CM3
4		Pieza izquierda anclaje manillar Ø6.5 (se suministra montada)	Ø6.5 left handlebar anchoring part (supplied mounted with handguard)	1	8549J/CM3
5		Soporte derecho (R)	Right support (R)	1	SOPOR2P7-R-8549
6		Soporte izquierdo (L)	Left support (L)	1	SOPOR2P7-L-8549
7		Tornillo Allen M6x75 DIN 7991	M6x75 DIN 7991 Allen screw	2	TORNI-D7991-735
8		Tornillo Allen M5x11 ISO 7380	M5x11 ISO 7380 Allen screw	8	TORNI-AI-520
9		Arandela de nylon M5x1	M5x1 nylon washer	8	ARNV00000000245
10		Arandela de goma Ø4,5 x Ø11,5 x 2mm	Ø4,5 x Ø11,5 x 2mm rubber washer	8	ARAND-EPDM-722
11		Tuerca gafrilada M5 (se suministra montada con las piezas 1-2-3-4)	M5 special nut (supplied already mounted on items 1-2-3-4)	4	TUERC-D6923-255
12		Arandela de goma Ø30 x Ø6,5 x 1mm	Ø30 x Ø6,5 x 1mm rubber washer	2	ARAND-736
13		Arandela de plástico Ø30xØ6	Ø30xØ6 plastic washer	2	ARAND-PN6X30-67
14		Tapón tornillo M5 ISO 7380	M5 ISO 7380 Allen screw cap	8	TAPON-85
15		Tapón tornillo M6 ISO 7991	M6 ISO 7991 Allen screw cap	2	TAPON-81
16		Kit adhesivos	Stickers set	1	ADHESI-234

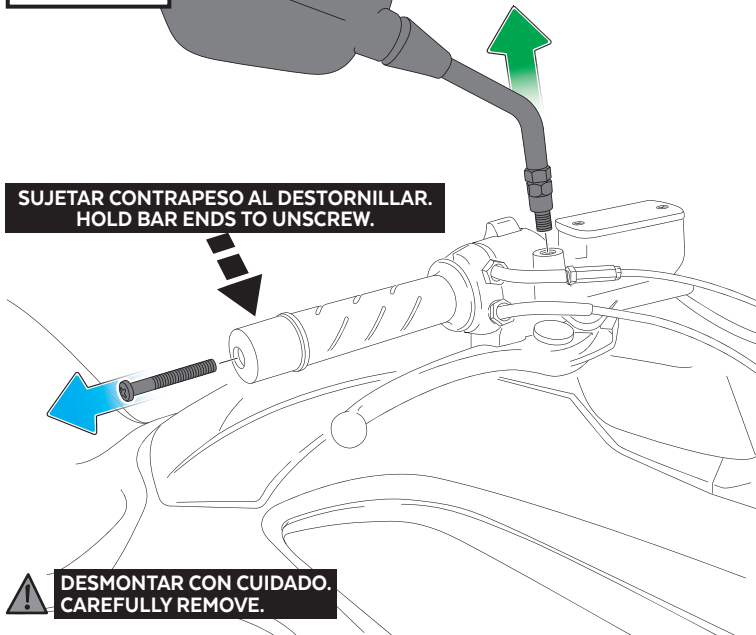
HONDA NC 700-750 S '12- / NC 700-750 X '12-

NO compatible with DCT (Automatic Shifting gear)

INSTRUCCIONES DE MONTAJE - MOUNTING INSTRUCTIONS - MONTAGEANLEITUNG

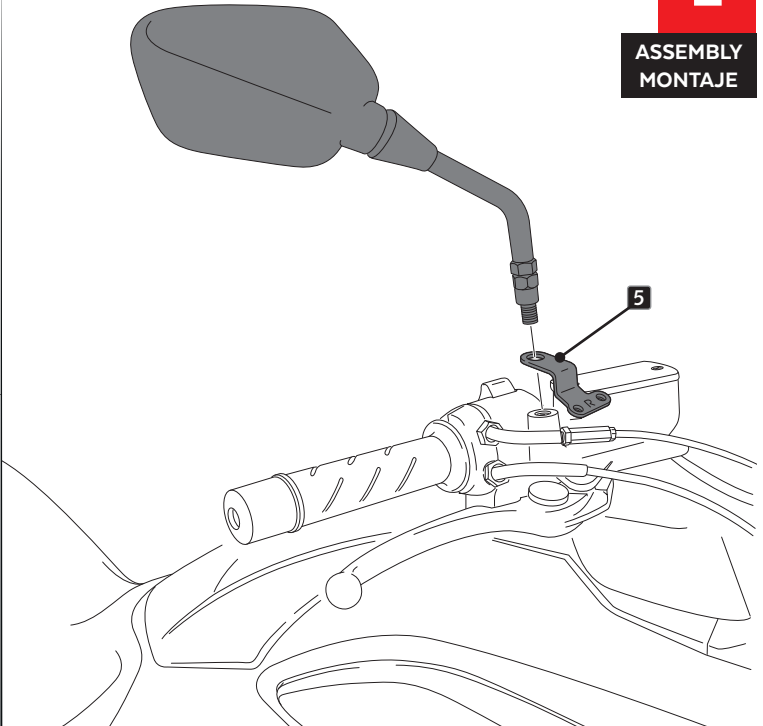
1

**DISASSEMBLY
DESMONTAJE**



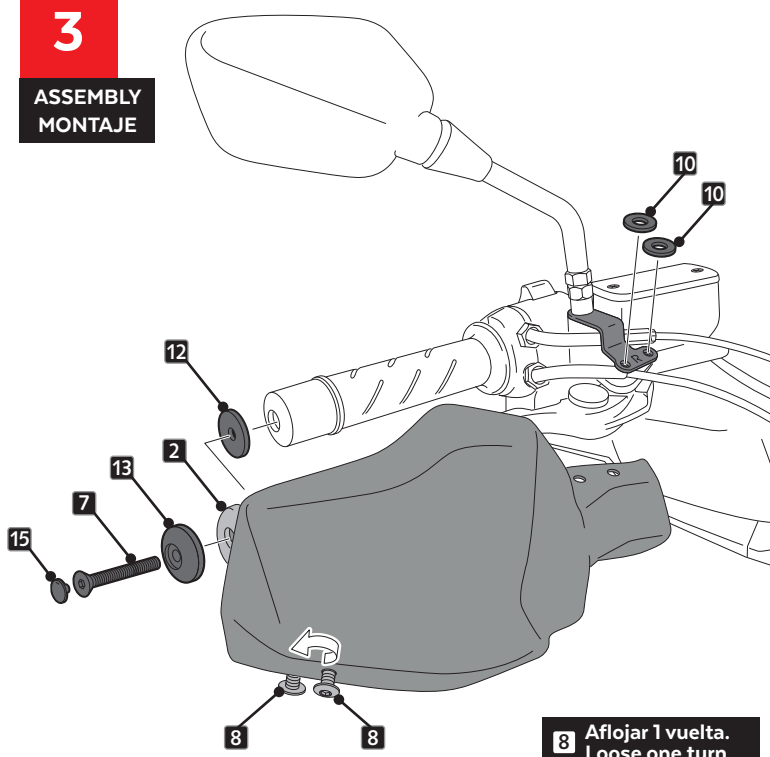
2

**ASSEMBLY
MONTAJE**



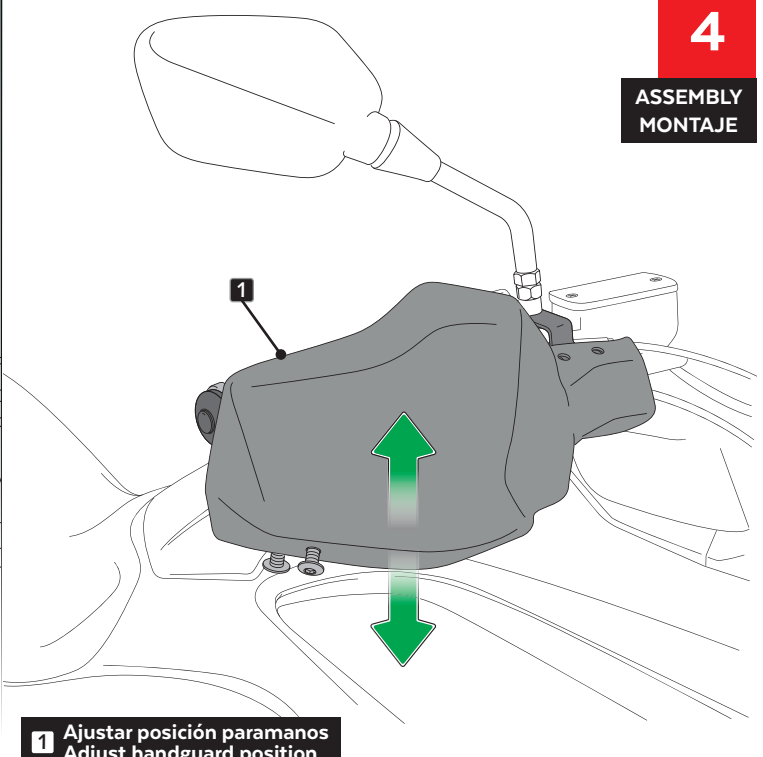
3

**ASSEMBLY
MONTAJE**



4

**ASSEMBLY
MONTAJE**

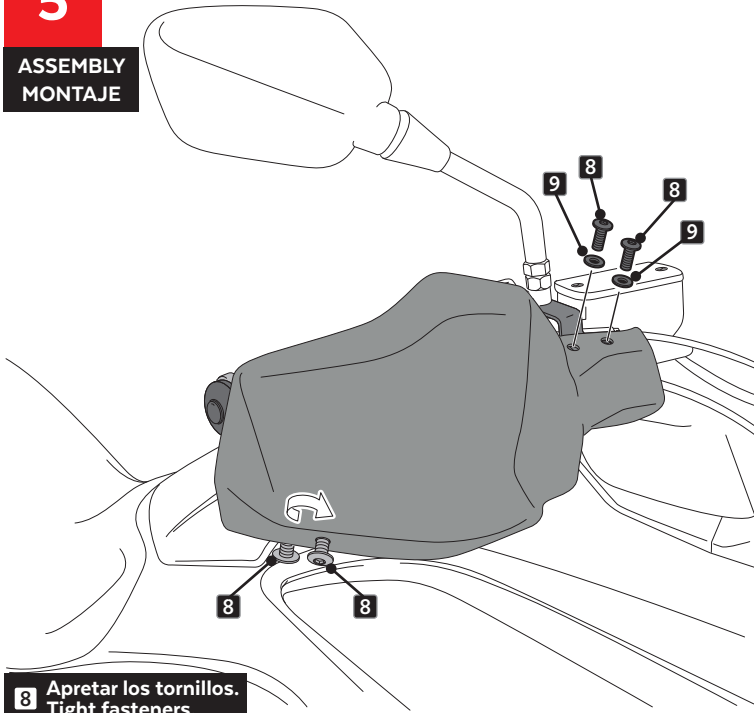


HONDA NC 700-750 S '12- / NC 700-750 X '12- NO compatible with DCT (Automatic Shifting gear)

INSTRUCCIONES DE MONTAJE - MOUNTING INSTRUCTIONS - MONTAGEANLEITUNG

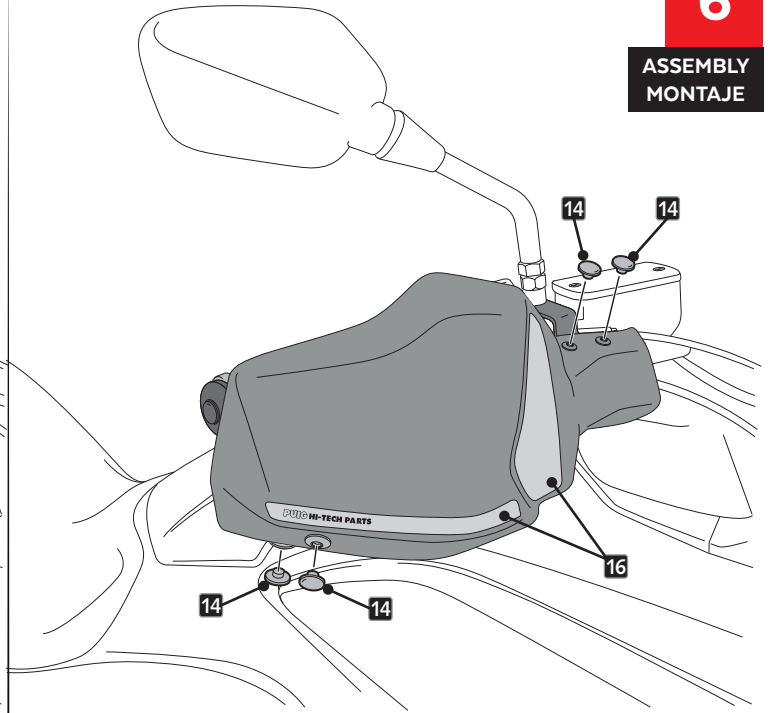
5

ASSEMBLY
MONTAJE



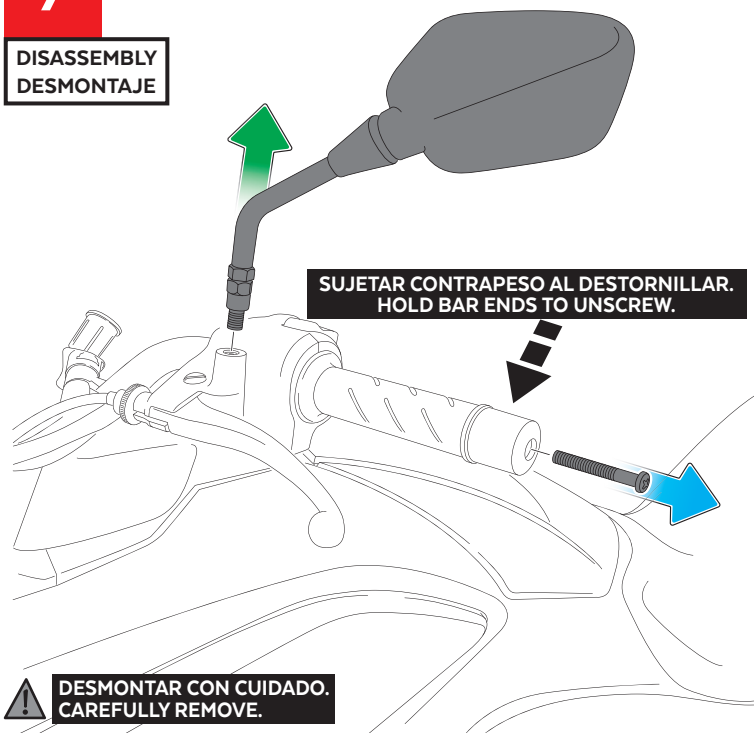
6

ASSEMBLY
MONTAJE



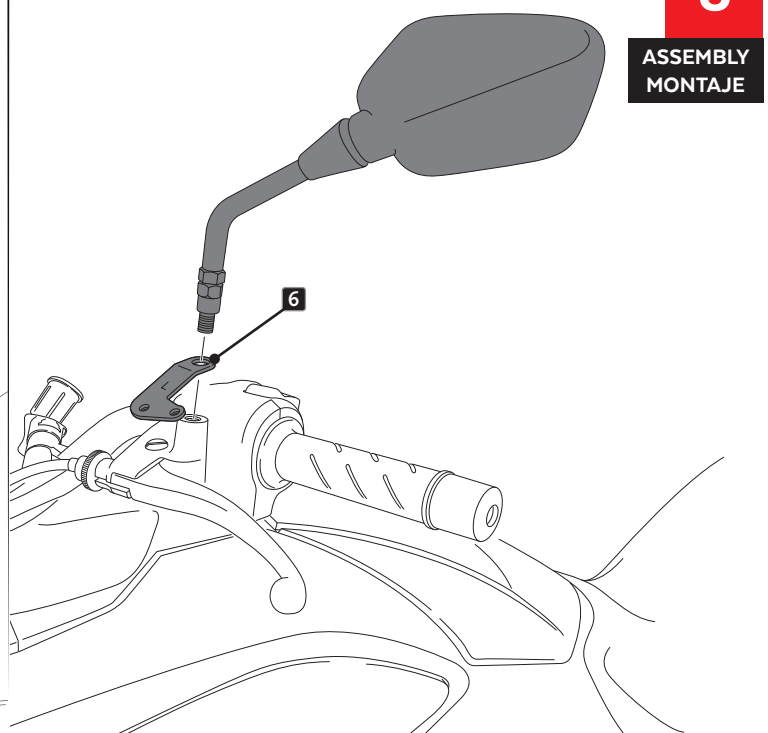
7

DISASSEMBLY
DESMONTAJE



8

ASSEMBLY
MONTAJE



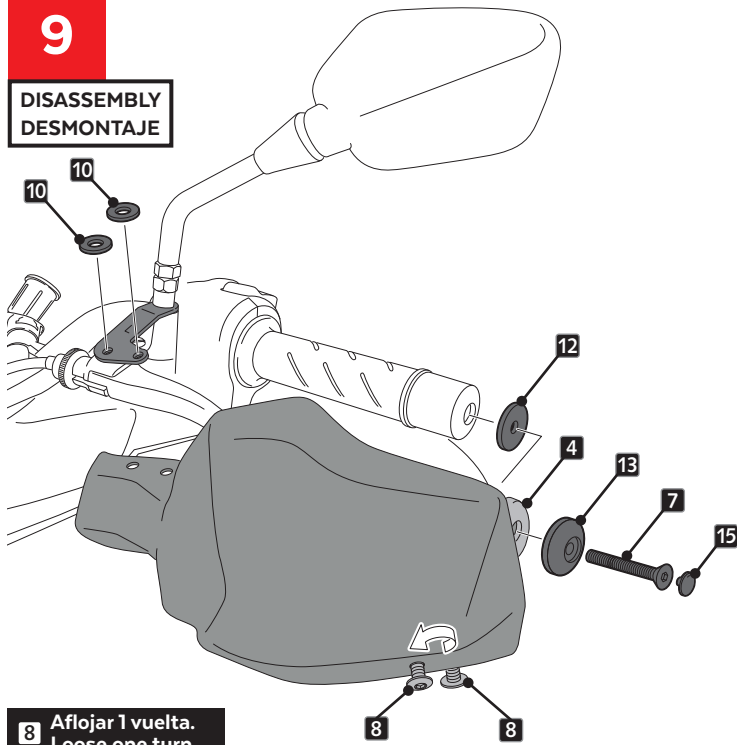
HONDA NC 700-750 S '12- / NC 700-750 X '12-

NO compatible with DCT (Automatic Shifting gear)

INSTRUCCIONES DE MONTAJE - MOUNTING INSTRUCTIONS - MONTAGEANLEITUNG

9

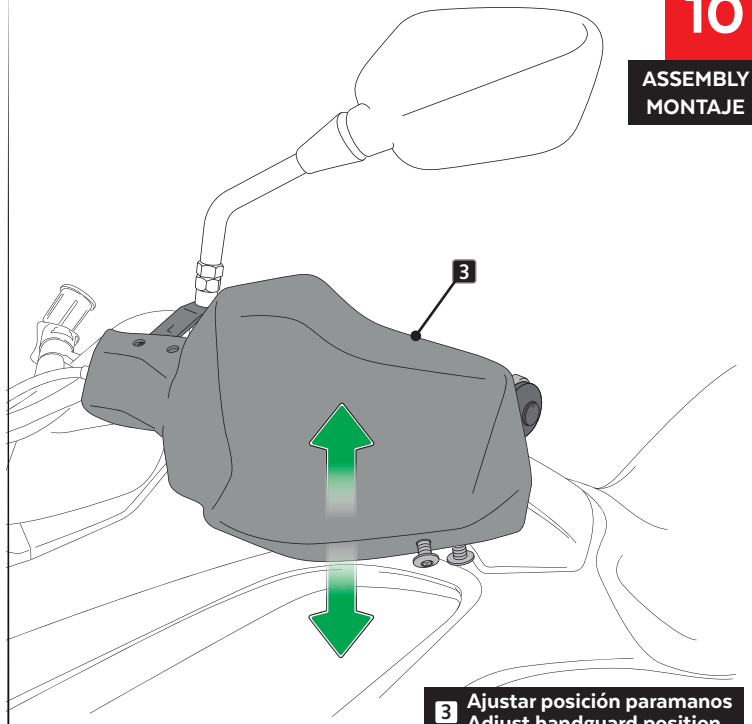
**DISASSEMBLY
DESMONTAJE**



8 Aflojar 1 vuelta.
Loose one turn.

10

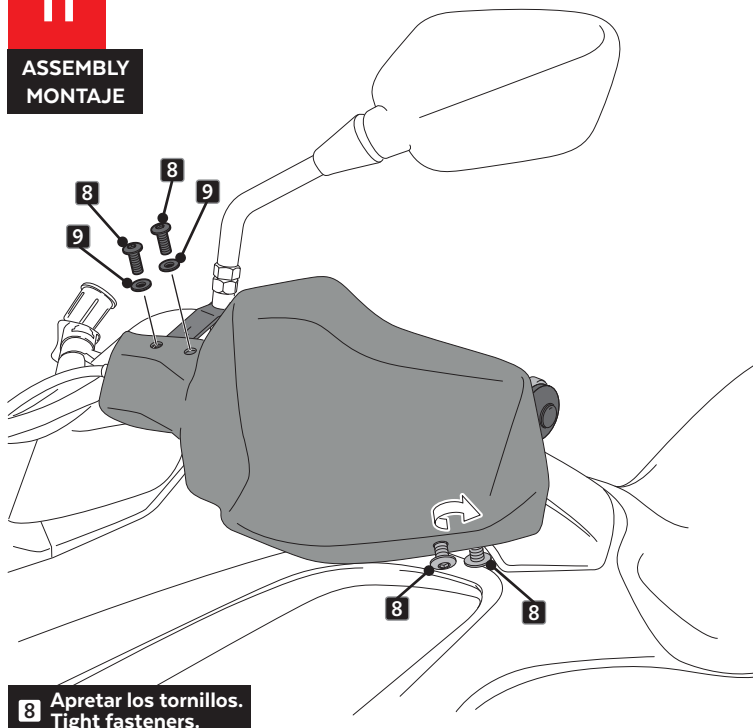
**ASSEMBLY
MONTAJE**



3 Ajustar posición paramanos
Adjust handguard position

11

**ASSEMBLY
MONTAJE**



8 Apretar los tornillos.
Tight fasteners.

12

**ASSEMBLY
MONTAJE**

