

YAMAHA YZF-R1 '15-

REF 9766

ALERONES LATERALES "DOWNFORCE" / SIDE SPOILER DOWNFORCE / SEITENFLÜGEL DOWNFORCE



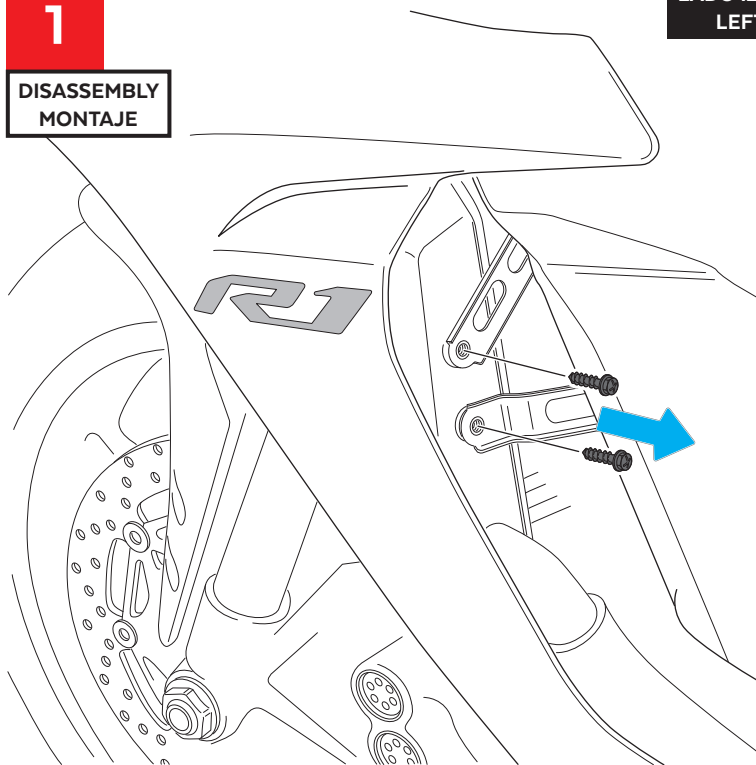
ID	PIEZA/PART	DESCRIPCIÓN	DESCRIPTION	QTY	REF
1		Base alerón derecha	Right main plain spoiler	1	10622
2		Winglet negro/azul/rojo/naranja/verde derecho	Right black/blue/red/orange/green Winglet	1	3692N/A/R/T/V
3		Base alerón izquierda	Left main plain spoiler	1	10622
4		Winglet negro/azul/rojo/naranja/verde izquierdo	Left black/blue/red/orange/green Winglet	1	3692N/A/R/T/V
5		Soporte metálico derecho R●	Right R● metal suport	1	SOPOR-4P-5-9766
6		Soporte metálico derecho R●●	Right R●● metal suport	1	SOPOR-4P-5-9766
7		Soporte metálico izquierdo L●	Left L● metal suport	1	SOPOR-4P-5-9766
8		Soporte metálico izquierdo L●●	Left L●● metal suport	1	SOPOR-4P-5-9766
9		Tuerca autoblocante M4	M4 Locking nut	4	TUERCAE985-0290
10		Arandela de goma Ø4,5 x Ø11 x 2mm	Ø4,5 x Ø11 x 2mm Rubber washer	4	ARAND-EPDM--722
11		Arandela de nylon M4x0,5	M4x0,5 Nylon washer	8	ARNV00000000311
12		Tuerca de clip M5	M5 clip nut	2	TUERCA-TRT-M5--
13		Tornillo Allen M5x16 Ø11 ISO 7380	M5x16 Ø11 ISO 7380 Allen screw	2	TORNI-I7380-493
14		Casquillo Ø14 x Ø8,5 x 3,5	Ø14 x Ø8,5 x 3,5 Arrowhead	2	CASQUI-----182
15		Separador de silicona Ø12,5 x 4 (se suministra montado con la pieza 5/7)	Ø12,5 x 4 silicon spacer (supplied already mounted on item 5/7)	2	TOPE-PA12,7X3,5
16		Arandela de nylon M5x1	M5x1 Nylon washer	4	ARNV00000000245
17		Tornillo Allen M5x11 Ø11 ISO 7380	M5x11 Ø11 ISO 7380 Allen screw	4	TORNI-AI----520
18		Tornillo Allen M4x12 Ø9 ISO 7380	M4x12 Ø9 ISO 7380 Allen screw	4	TORNI-I7380-800
19		Tapón tornillo Allen M5 ISO 7380	M5 ISO 7380 Allen screw cap	4	TAPON-----85

YAMAHA YZF-R1 '15-

INSTRUCCIONES DE MONTAJE - MOUNTING INSTRUCTIONS - MONTAGEANLEITUNG

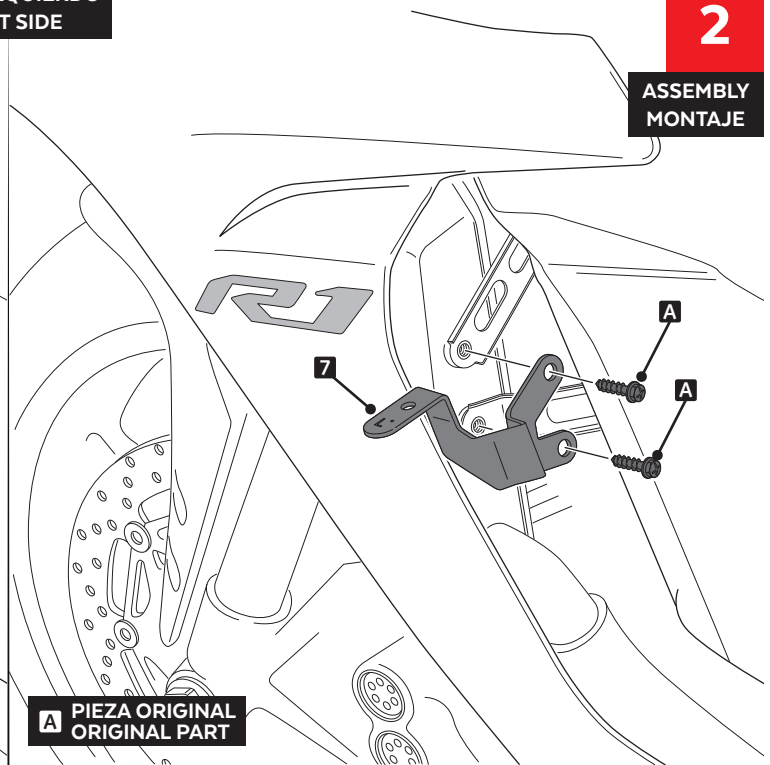
1

DISASSEMBLY
MONTAJE



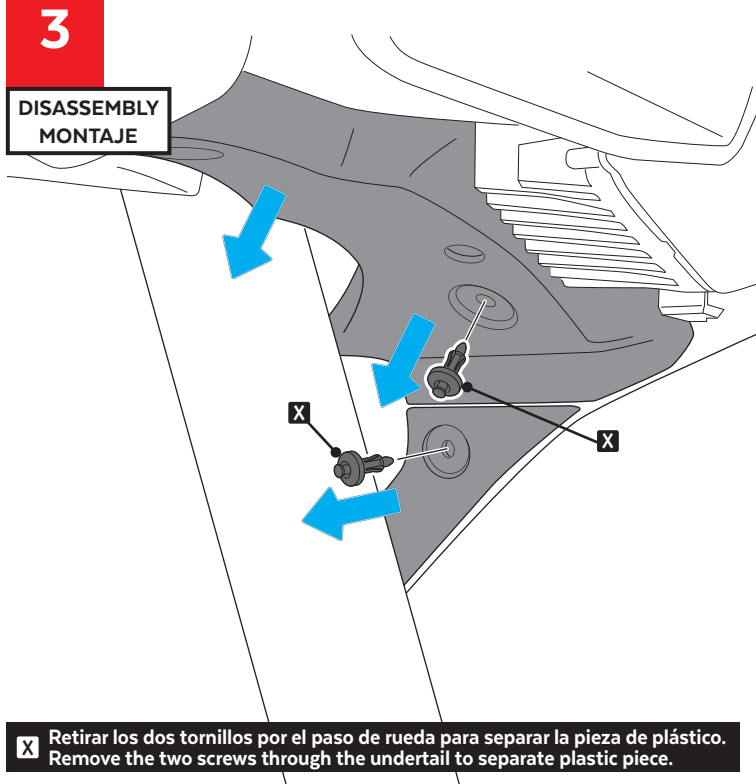
2

ASSEMBLY
MONTAJE



3

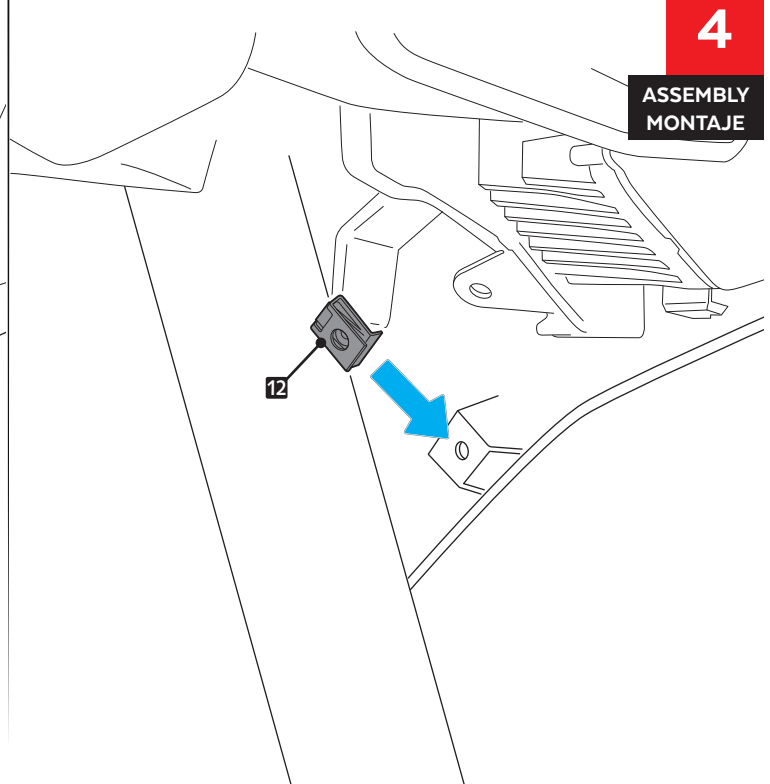
DISASSEMBLY
MONTAJE



X Retirar los dos tornillos por el paso de rueda para separar la pieza de plástico.
Remove the two screws through the undertail to separate plastic piece.

4

ASSEMBLY
MONTAJE

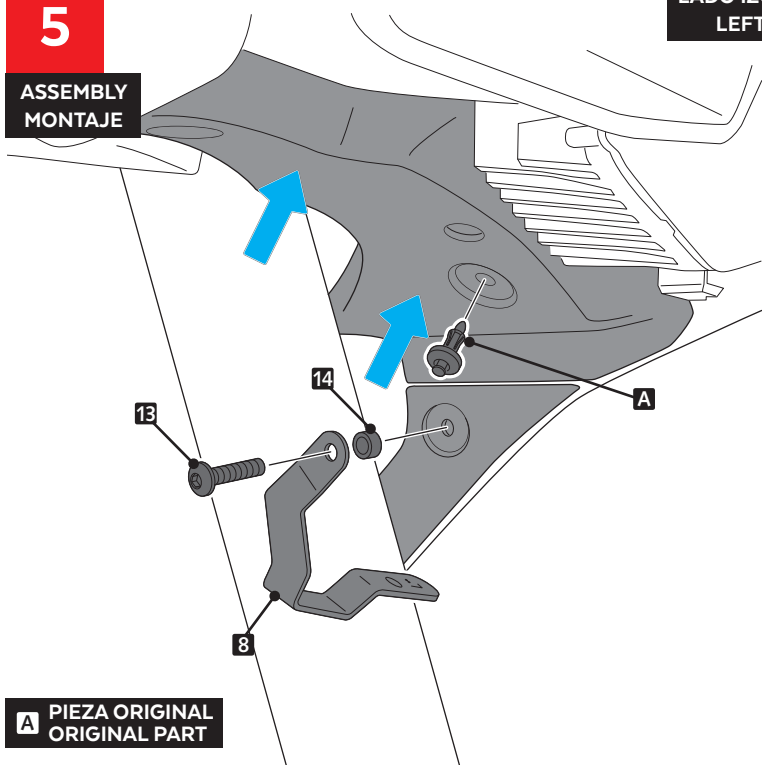


YAMAHA YZF-R1 '15-

INSTRUCCIONES DE MONTAJE - MOUNTING INSTRUCTIONS - MONTAGEANLEITUNG

5

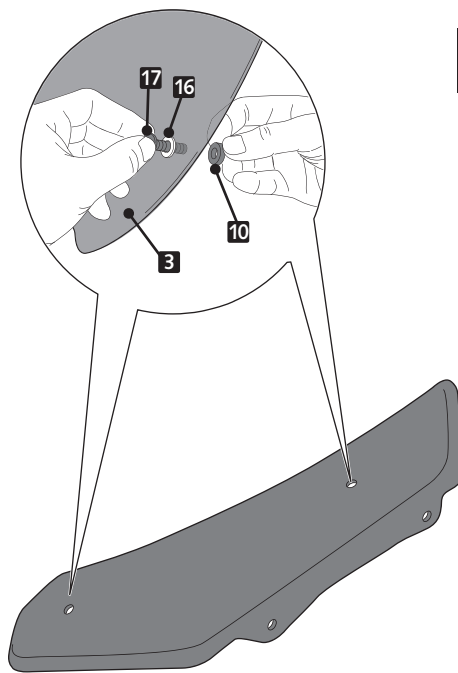
ASSEMBLY
MONTAJE



LADO IZQUIERDO
LEFT SIDE

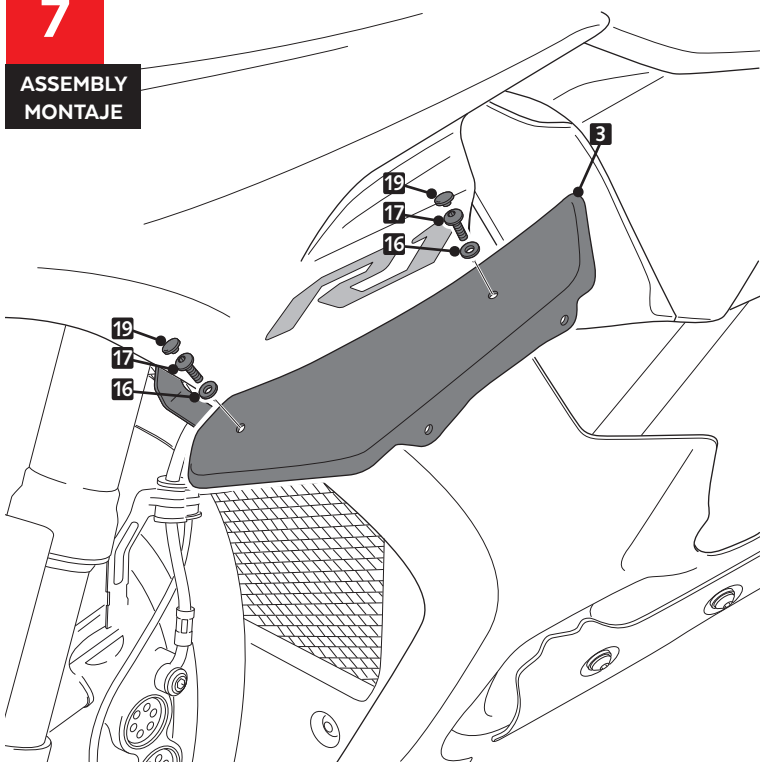
6

ASSEMBLY
MONTAJE



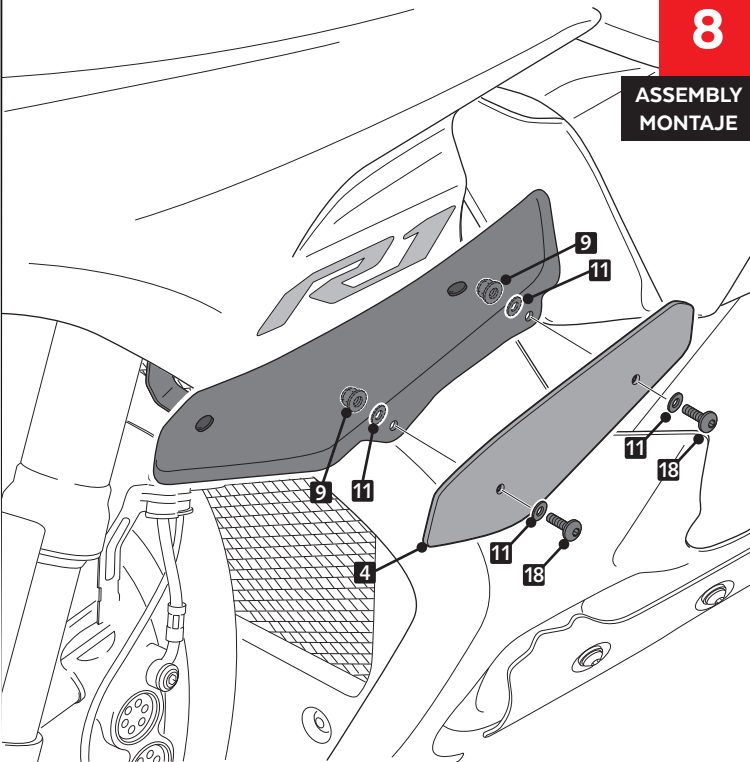
7

ASSEMBLY
MONTAJE



8

ASSEMBLY
MONTAJE

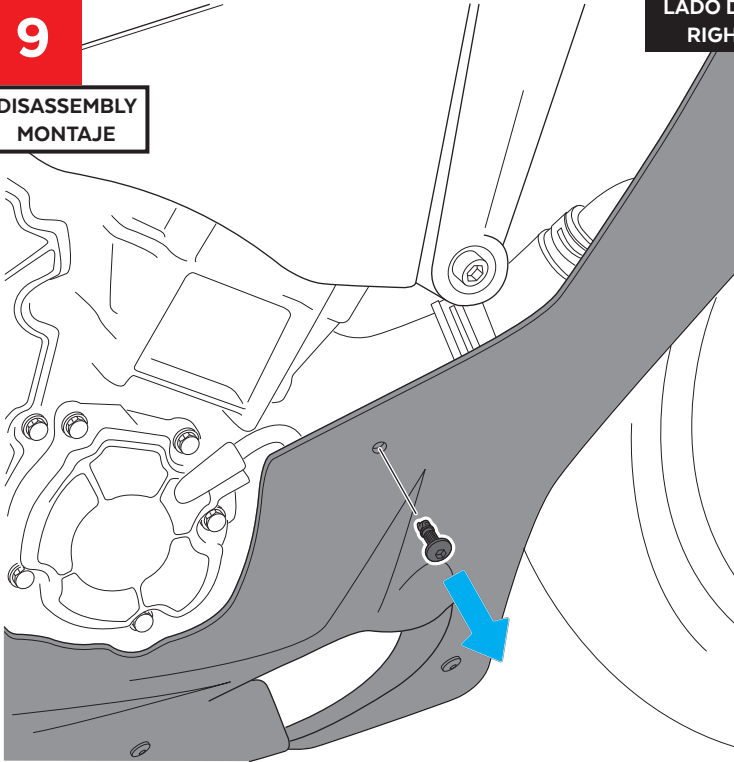


YAMAHA YZF-R1 '15-

INSTRUCCIONES DE MONTAJE - MOUNTING INSTRUCTIONS - MONTAGEANLEITUNG

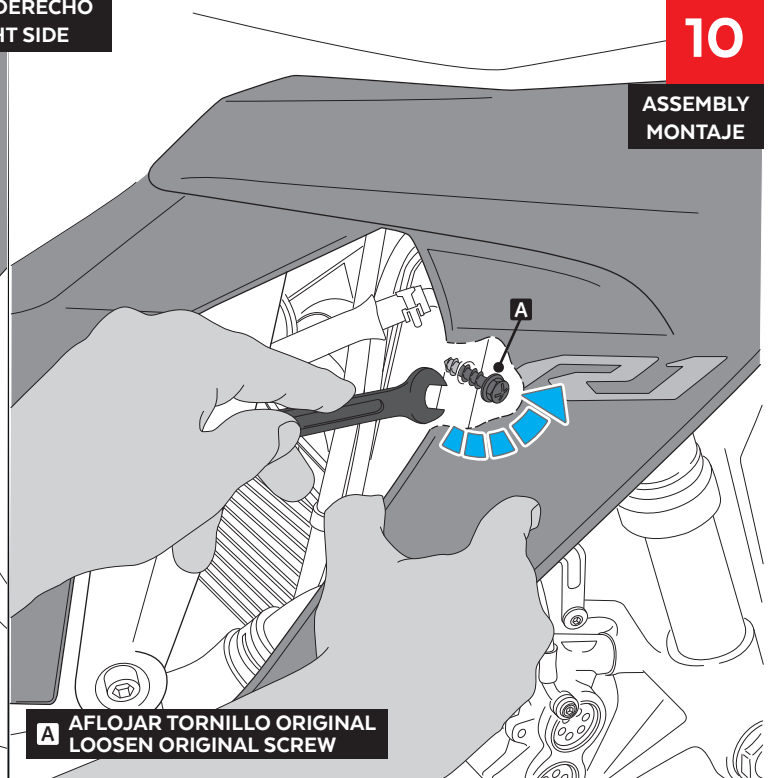
9

DISASSEMBLY
MONTAJE



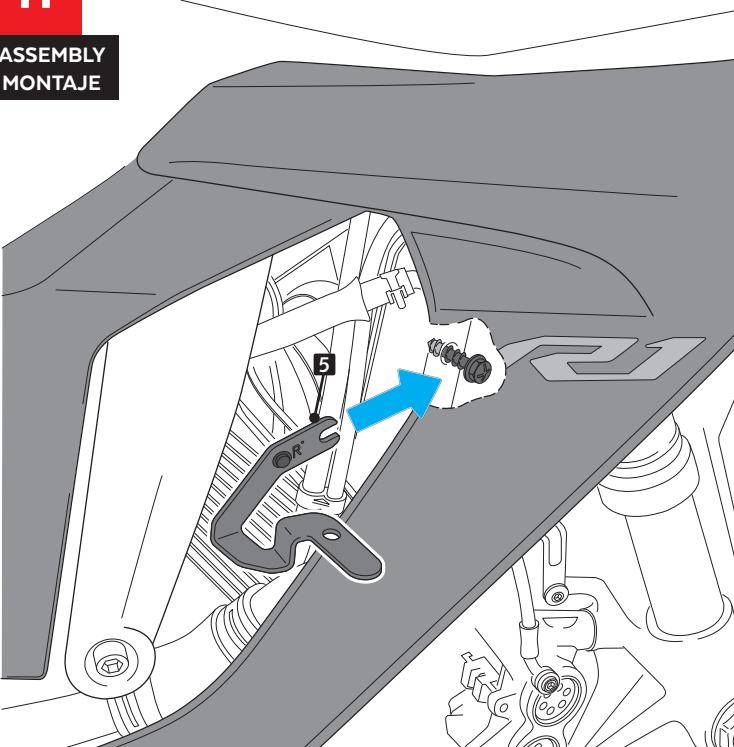
10

ASSEMBLY
MONTAJE



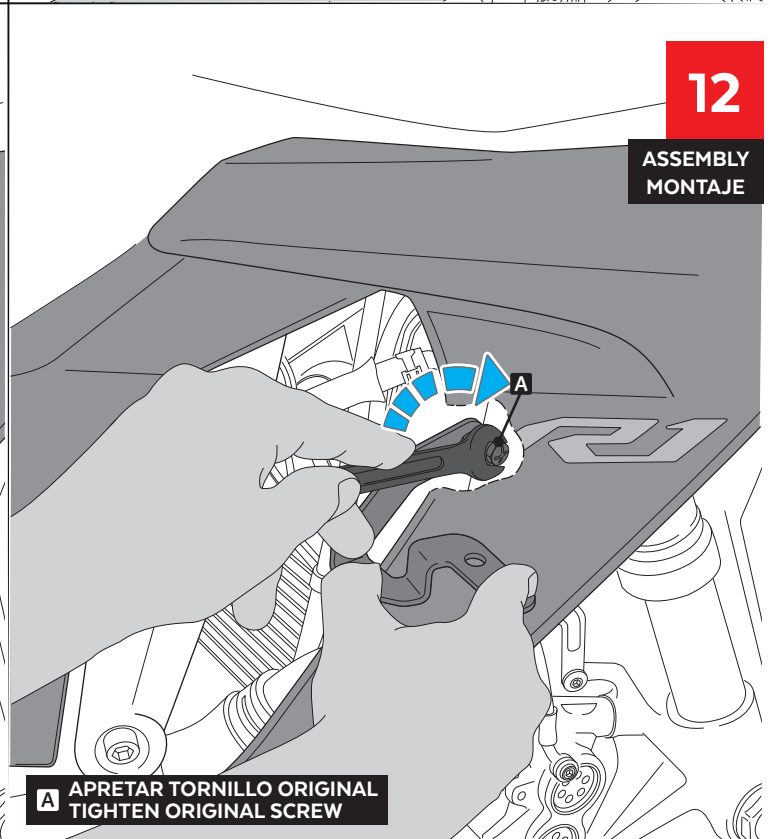
11

ASSEMBLY
MONTAJE



12

ASSEMBLY
MONTAJE

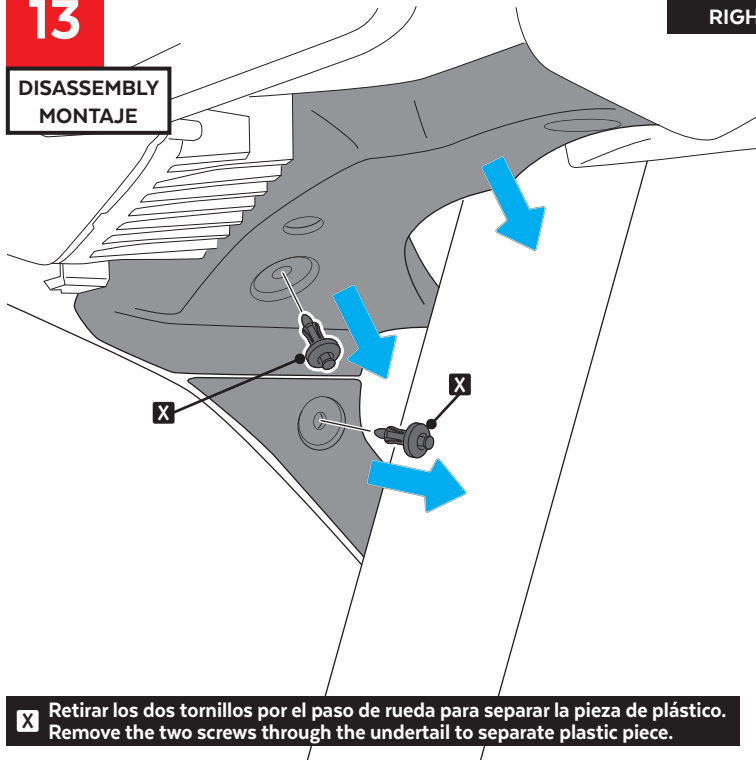


YAMAHA YZF-R1 '15-

INSTRUCCIONES DE MONTAJE - MOUNTING INSTRUCTIONS - MONTAGEANLEITUNG

13

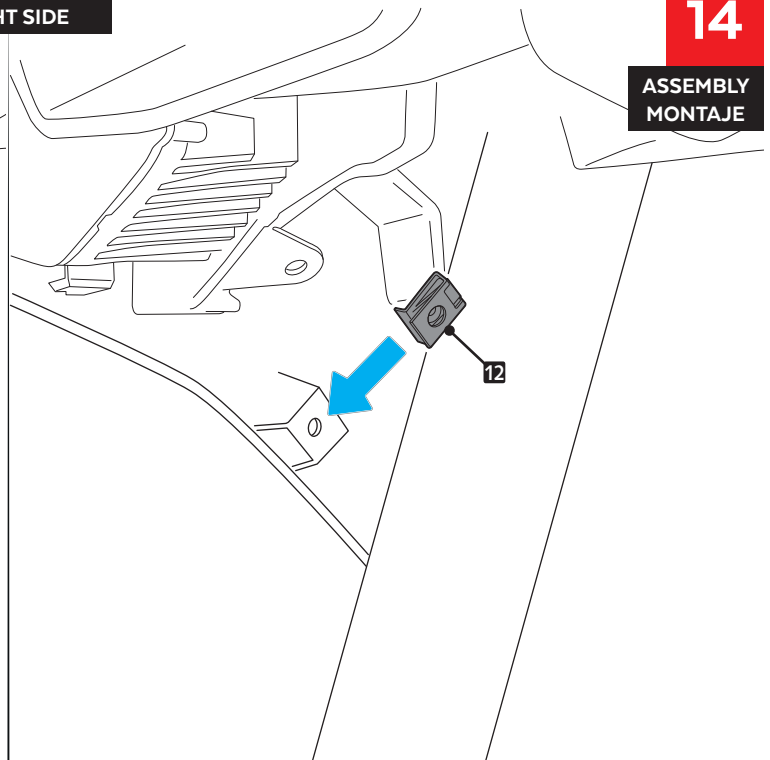
DISASSEMBLY
MONTAJE



LADO DERECHO
RIGHT SIDE

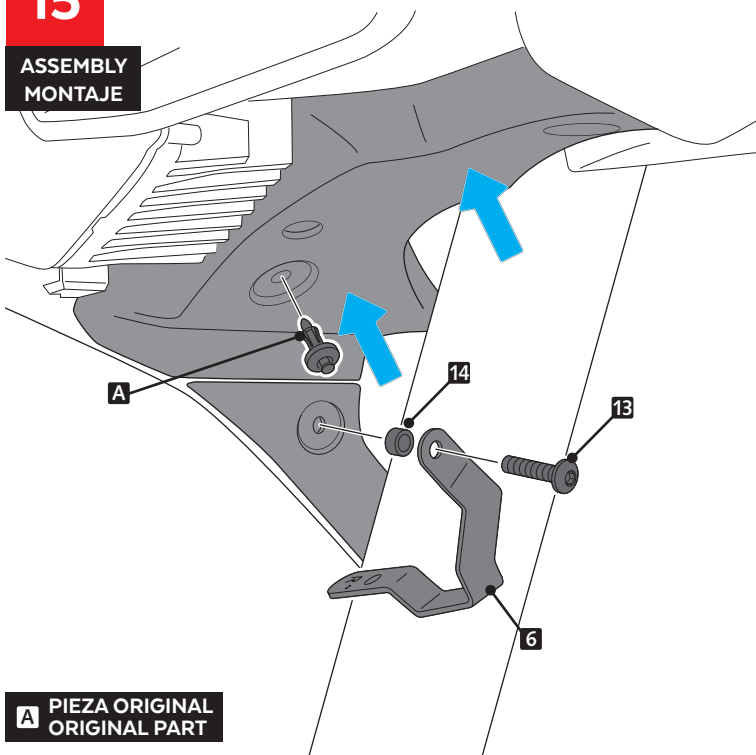
14

ASSEMBLY
MONTAJE



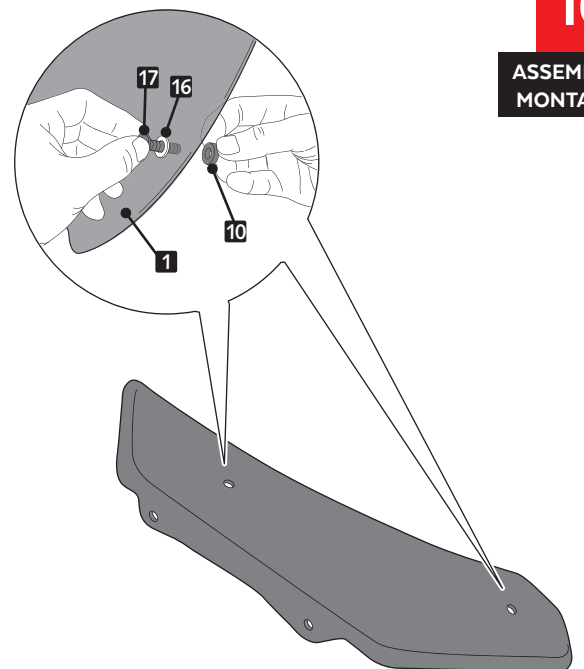
15

ASSEMBLY
MONTAJE



16

ASSEMBLY
MONTAJE

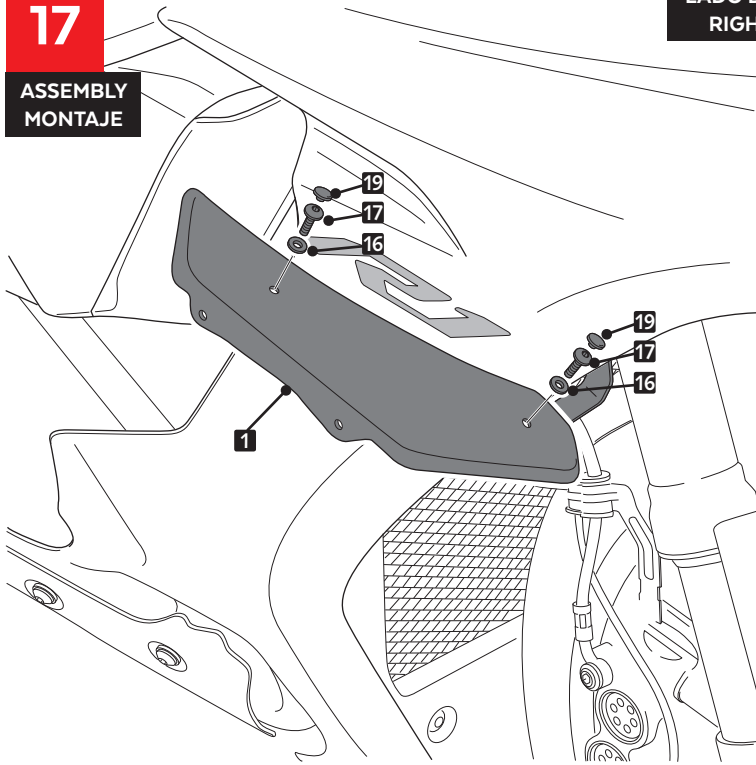


YAMAHA YZF-R1 '15-

INSTRUCCIONES DE MONTAJE - MOUNTING INSTRUCTIONS - MONTAGEANLEITUNG

17

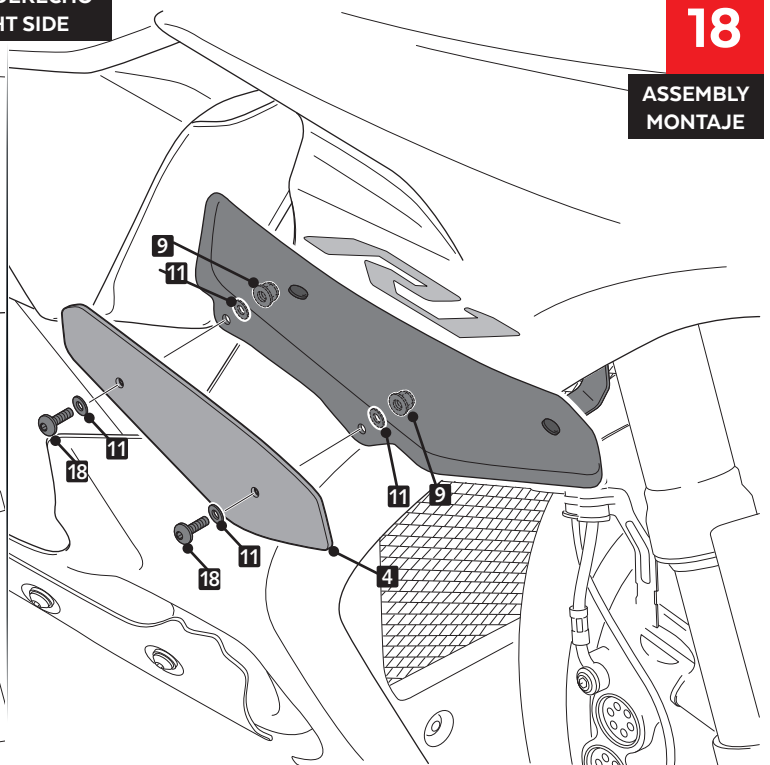
ASSEMBLY
MONTAJE



LADO DERECHO
RIGHT SIDE

18

ASSEMBLY
MONTAJE



COLOCACIÓN SEPARADORES DE SILICONA (ID 15)
PLACEMENT OF THE SILICON SPACERS (ID 15)

