

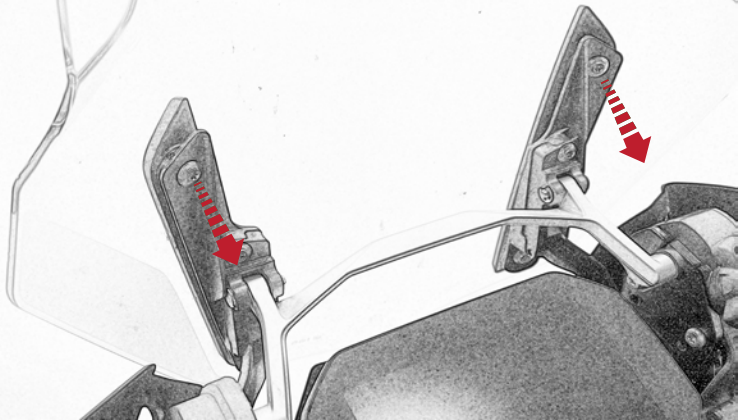


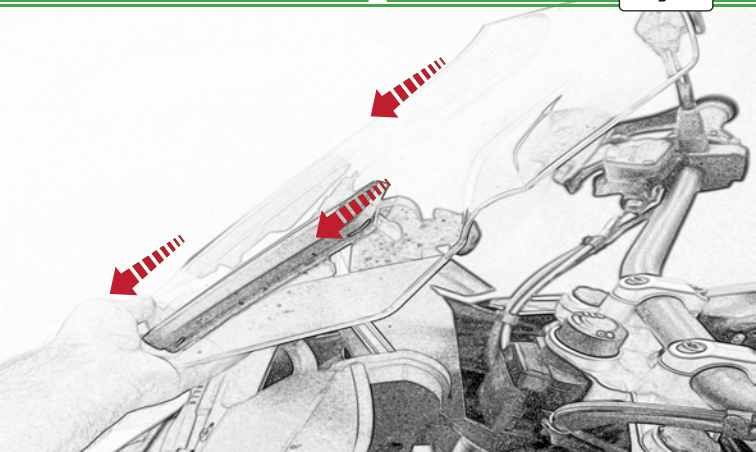
BMW R 1200 / 1250 GS
TomTom Nav Mount

Installation Instructions

Kit Contents PRN014440-014530

- Ⓐ 1 x Main Plate
- Ⓑ 1 x Sub Plate
- Ⓒ 2 x M4 x 5mm Black Button Head Bolts
- Ⓓ 2 x P-clips (No.1)
- Ⓔ 2 x P-clips (No.2)
- Ⓕ 2 x P-clips (No.3)
- Ⓖ 2 x P-clips (No.4)
- Ⓗ 7 x M5 x 12mm Black Button head Bolts
- Ⓘ 4 x M6 x 16mm Caphead Bolt



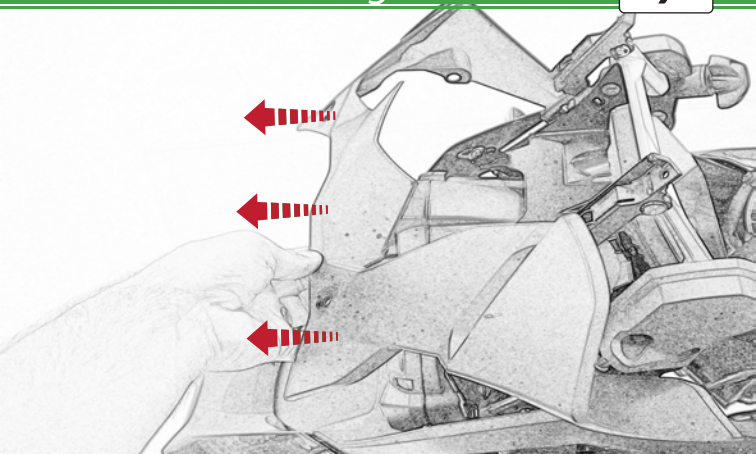


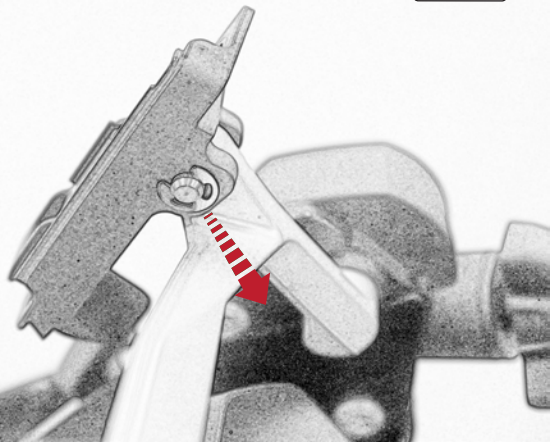
A detailed black and white photograph of a motorcycle's front end, specifically the headlight assembly. A red dashed arrow points from the upper right towards a bolt on the headlight housing. The bolt is part of a mounting bracket. Below the arrow, there is a green-bordered box containing the text 'Repeat Both Sides'.

Repeat
Both Sides

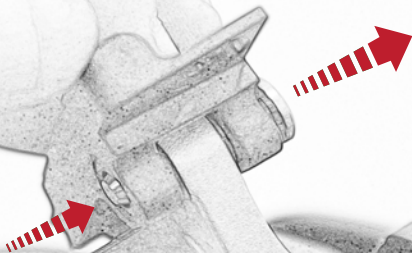


Repeat
Both Sides

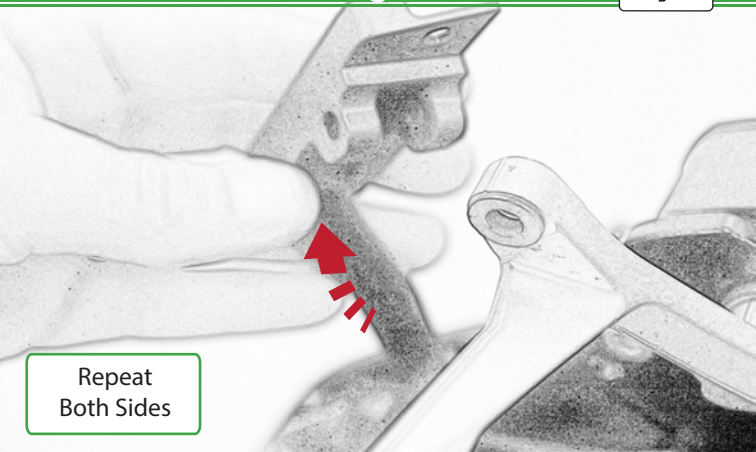




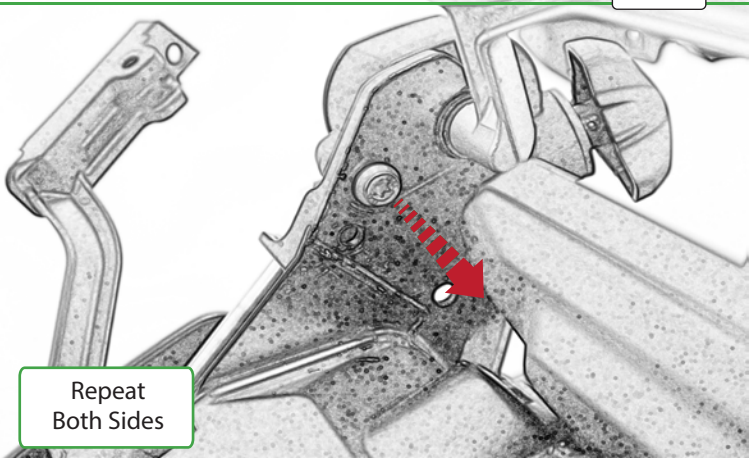
Repeat
Both Sides



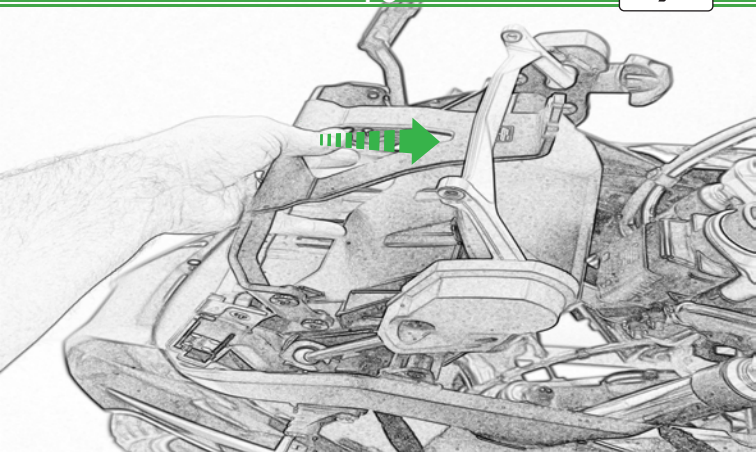
Repeat
Both Sides

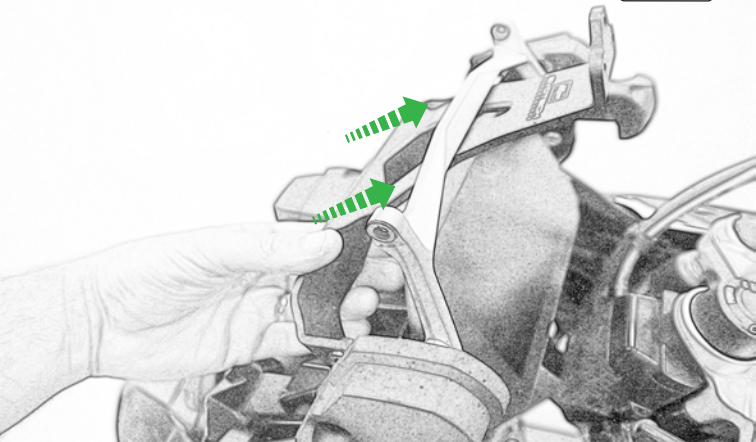


Repeat
Both Sides



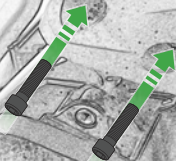
Repeat
Both Sides








J



Repeat
Both Sides




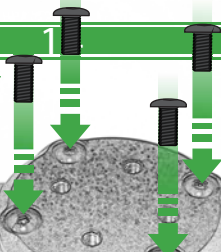
Installation Instructions




H




1



H







Reverse Stages

9 - 1



EVOTECH®
P E R F O R M A N C E

www.evotech-performance.com